





PROFESSOR MEOW (JP) PTE. LTD.

MAKING PAYMENT VIA PAYNOW

What you need :

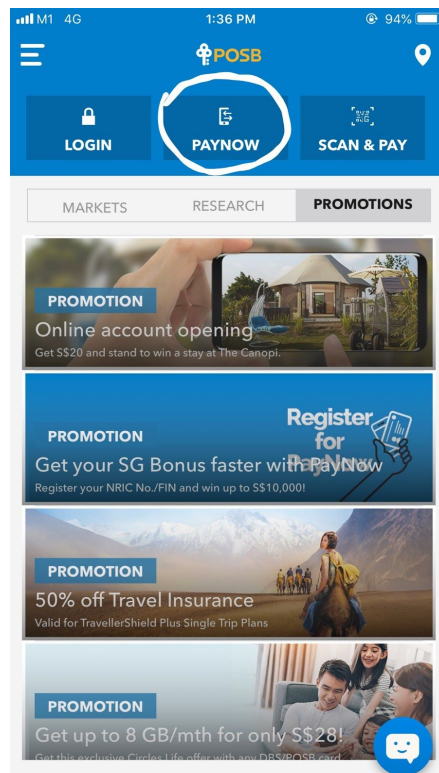
1. Mobile Banking App OR Internet Banking from any participating bank
2. Whatsapp
(To notify our staff of payment made)
3. Screenshot of transaction after completion

PAYNOW IS OFFERED BY THESE PARTICIPATING BANKS

 1800 66 95566	 6225 5225 1800 225 5225	 1800 111 1111
 1800 4722 669 1800 HSBC NOW	 6369 5588	 1800 629 2265
 1800 363 3333	 1800 747 7000	 1800 222 2121

Steps (For Mobile Banking Users) :

1. Launch your Mobile Banking App and click on the PAYNOW icon within the app.

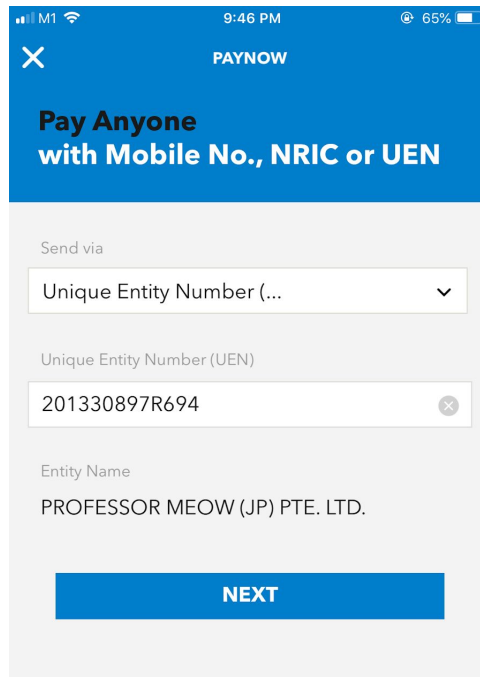


2. When prompted, choose send via : Unique Entity Number (UEN).

**Enter the Paynow UEN field with : 201330897R694 OR 201330897R428
(Depending on the UEN provided in the instructions of your billing advice)**

Once entered, **“PROFESSOR MEOW (JP) PTE. LTD.”** should be shown as the Entity name as in the picture below.

Click on Next.



3. Input the SGD Amount, and UEN/Bill Reference Number fields as shown in the image below. For multiple family members with the same Group Code, you may total the Amounts w/ GST and add them up to a single amount for payment.

Tuition Fees

Subj	Day	Time	Dates	Subj Total	Mat. Fees
M	Sat	7	1 8 15 22 29	\$125.00	

Other Fees: \$15.00 Extra Lesson

Subtotal: \$140.00

Total w/ GST : **\$149.80**

GST 7%: \$9.80

Paynow UEN : 201330897R694

Group Code **P23**

Registered Address: Blk 694 Jurong West Central 1 #01-19 S(640604)
Other Business Address: Blk 428 Jurong West Ave 1 #01-258 S(640428)

Please make all cheques payable to PROFESSOR MEOW (JP) PTE. LTD.

4. Once the Paynow transaction is completed, please screenshot the completed transaction details.

This is important as our staff would need the screenshot to verify the transaction and update your payment status in our system.

Send the screenshot and Whatsapp the payment details to : **91159919**